



GAI-TRONICS CORPORATION

Model 12573-001

Spring Kit

Kit Overview

This kit is designed for use on the following GAI-Tronics Telephone Models: 256, 256C, 257, and 258.

Parts included in this kit:

- (1) Hinge/Left/Pre-drilled
- (1) Hinge/Right/Pre-drilled
- (1) Spring
- (1) Spring Pin

Tools required to install this kit:

- (1) 3/16" Allen Wrench

Installation of Kit

1. Use 3/16" Allen Wrench to remove hinges from enclosure body. These hinges,(female), will not be reinstalled. Male hinges remain on door, temporarily.
2. On a flat surface, loosely assemble Spring Kit parts making sure that new female hinges (with predrilled pin hole), the spring, and spring pin are properly aligned and positioned as shown in Figure 1.
3. Attach new lower female hinge to enclosure with (2) HSCS screws and (2) washers. Insert spring assembly (spring on pin) into the pin hole in the hinge, making sure that end legs of the spring rest against the side of the enclosure body, and that the closed section of the spring rests over the front edge of the enclosure opening. See Figure 2.

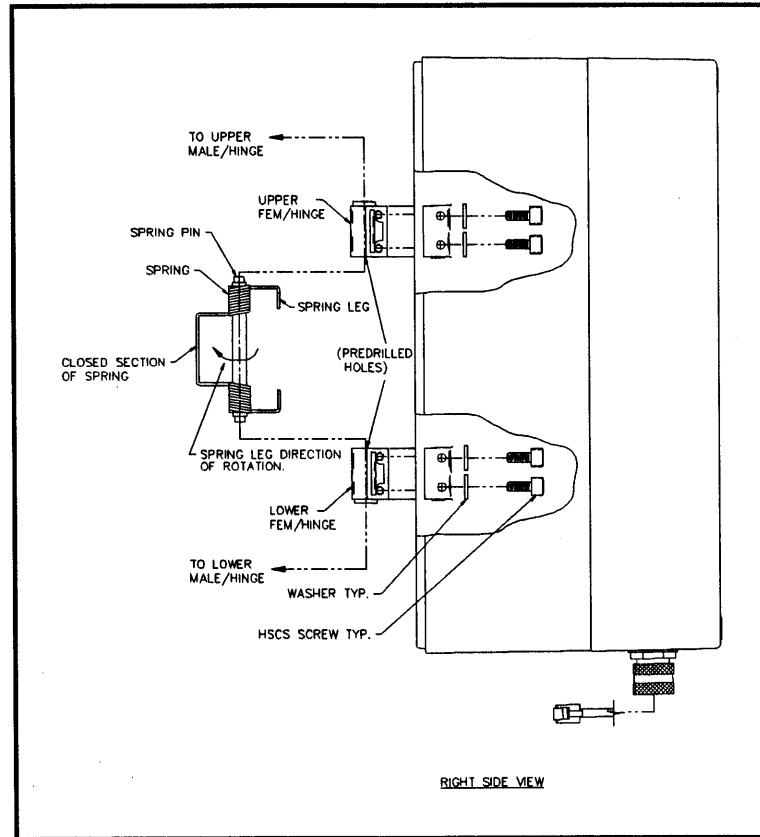


Figure 1.

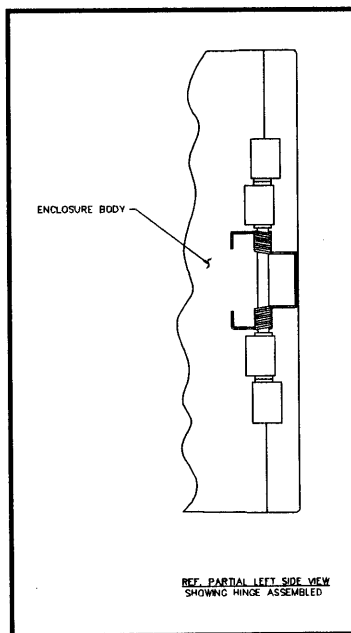


Figure 2.

4. Place new upper female hinge on the spring pin and attach to enclosure with (2) HSCS screws and (2) washers. The spring should come under slight tension as the hinge is drawn into the enclosure body with the attachment screws. Tighten screws.
5. Remove bottom male hinge from enclosure door leaving top male hinge attached. See Figure 3.
6. Place door over enclosure opening, approximately 2" higher than normal to allow clearance for male hinge pin. With the door edge against the closed center section of spring, slide door towards spring increasing tension until the door seats onto enclosure.
7. Open door slightly, (to allow latch clearance), and slide door downward to engage male hinge pin. Close and latch door.
8. Position bottom male hinge with hinge pin engaged. Open door partially. Reach in with hand and engage attachment screw several threads deep. When screw is properly started, open door fully and complete the hinge attachment with (2) HSCS screws and (2) washers.

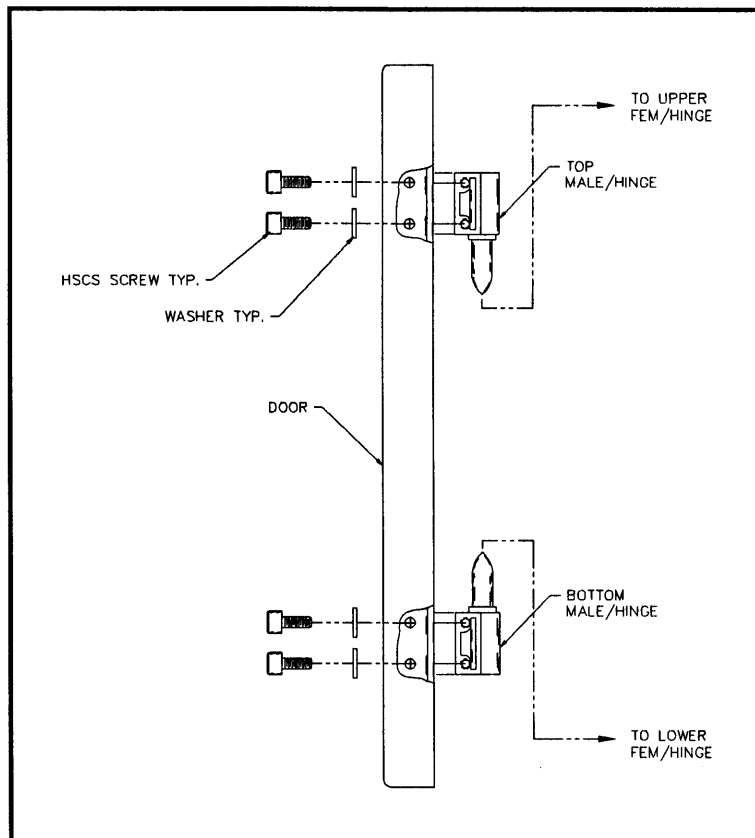


Figure 3.

9. Check all fasteners for tightness.

Warranty

Equipment. GAI-Tronics warrants for a period of one (1) year from the date of shipment, that any GAI-Tronics equipment supplied hereunder shall be free of defects in material and workmanship, shall comply with the then-current product specifications and product literature, and if applicable, shall be fit for the purpose specified in the agreed-upon quotation or proposal document. If (a) Seller's goods prove to be defective in workmanship and/or material under normal and proper usage, or unfit for the purpose specified and agreed upon, and (b) Buyer's claim is made within the warranty period set forth above, Buyer may return such goods to GAI-Tronics' nearest depot repair facility, freight prepaid, at which time they will be repaired or replaced, at Seller's option, without charge to Buyer. Repair or replacement shall be Buyer's sole and exclusive remedy. The warranty period on any repaired or replacement equipment shall be the greater of the ninety (90) day repair warranty or one (1) year from the date the original equipment was shipped. In no event shall GAI-Tronics warranty obligations with respect to equipment exceed 100% of the total cost of the equipment supplied hereunder. Buyer may also be entitled to the manufacturer's warranty on any third-party goods supplied by GAI-Tronics hereunder. The applicability of any such third-party warranty will be determined by GAI-Tronics.

Services. Any services GAI-Tronics provides hereunder, whether directly or through subcontractors, shall be performed in accordance with the standard of care with which such services are normally provided in the industry. If the services fail to meet the applicable industry standard, GAI-Tronics will re-perform such services at no cost to buyer to correct said deficiency to Company's satisfaction provided any and all issues are identified prior to the demobilization of the Contractor's personnel from the work site. Re-performance of services shall be Buyer's sole and exclusive remedy, and in no event shall GAI-Tronics warranty obligations with respect to services exceed 100% of the total cost of the services provided hereunder.

Warranty Periods. Every claim by Buyer alleging a defect in the goods and/or services provided hereunder shall be deemed waived unless such claim is made in writing within the applicable warranty periods as set forth above. Provided, however, that if the defect complained of is latent and not discoverable within the above warranty periods, every claim arising on account of such latent defect shall be deemed waived unless it is made in writing within a reasonable time after such latent defect is or should have been discovered by Buyer.

Limitations / Exclusions. The warranties herein shall not apply to, and GAI-Tronics shall not be responsible for, any damage to the goods or failure of the services supplied hereunder, to the extent caused by Buyer's neglect, failure to follow operational and maintenance procedures provided with the equipment, or the use of technicians not specifically authorized by GAI-Tronics to maintain or service the equipment. **THE WARRANTIES AND REMEDIES CONTAINED HEREIN ARE IN LIEU OF AND EXCLUDE ALL OTHER WARRANTIES AND REMEDIES, WHETHER EXPRESS OR IMPLIED BY OPERATION OF LAW OR OTHERWISE, INCLUDING ANY WARRANTIES OF MERCHANTABILITY OR FITNESS FOR A PARTICULAR PURPOSE.**

Return Policy

If the equipment requires service, contact your Regional Service Center for a return authorization number (RA#). Equipment should be shipped prepaid to GAI-Tronics with a return authorization number and a purchase order number. If the equipment is under warranty, repairs or a replacement will be made in accordance with the warranty policy set forth above. Please include a written explanation of all defects to assist our technicians in their troubleshooting efforts.

Call 800-492-1212 (inside the USA) or 610-777-1374 (outside the USA) for help identifying the Regional Service Center closest to you.